




Attention Team Captains & Managers: Submit your player lineup for each team match using your phone!

Requires a FREE DC Guest Account

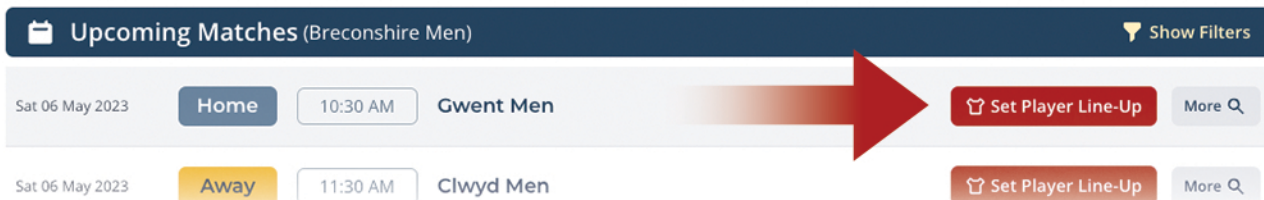
STEP 1: Login to your DartConnect Account

Scan the QR Code or go to my.DartConnect.com/login



STEP 2: Find the Desired Team Match from the Season/Event Schedule Select "Set Player Lineup" button for that competition

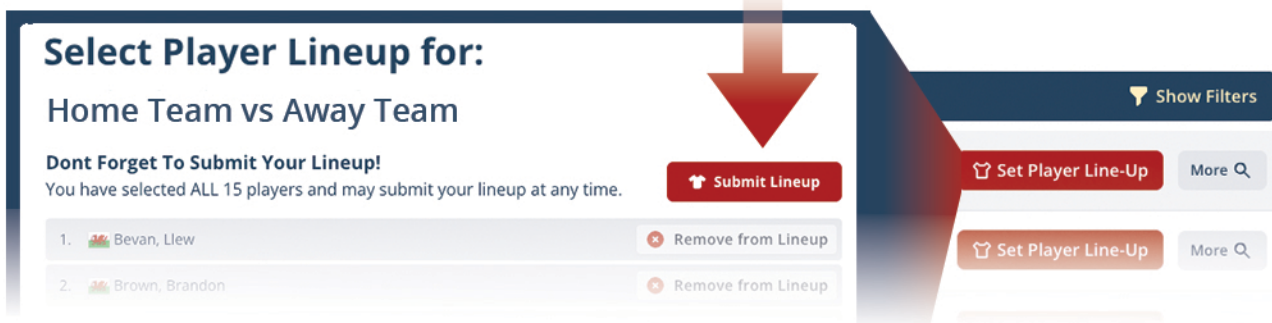
[Log In Now](#)



STEP 3: Submit Your Lineup

Select the players to participate in the match and then **SUBMIT** the team lineup.

Once BOTH captains have submitted, the player lineup is public in DCTV & my.DartConnect.com. Players will also receive a notification.



Frequently Asked Questions

When can a team lineup be submitted?

Captains can select participating players well in advance of the match from any device. The selections can be confirmed from a different device and submitted before the match begins.

Can a team lineup be edited after it has been submitted?

If your league utilizes a "blind random" drawing to create the match lineup, both captains must request a "Void Line Up" to redraw the match. Otherwise, all changes must be made manually in the scoring application before each set/match is played.

Who is allowed to submit the team lineup?

The default is only captains and co-captains can submit a player lineup. However, some leagues may allow any player on the team. Regardless, the player creating the lineup must have a FREE guest account.