



PREMIUM MEMBER'S GUIDEBOOK

US Darts Masters Training Guide



Let DartConnect Prepare You for the US Masters!

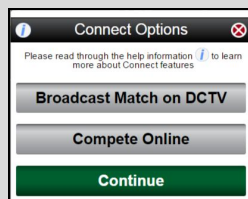
Quickly optimize your practice sessions and hone your game for the real thing.

Practice realistic match formats
versus challenging competition:

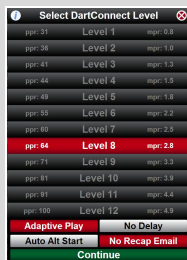
Live
Opponents



Online
Opponents



vs DartConnect
Computer AI



The DartConnect Training Advantage:

- Mobile-Friendly – take your practice anywhere!
- A practice partner is ALWAYS available:
 - Live opponents
 - Online opponents
 - vs DartConnect computer opponent
- Programmable World Series Match Formats:
 - NEW! Qualifier Quick-Play - express match setup
 - Alternate Starts
 - Qualifier, NA Championship & US Masters included
 - See the Format Templates in this guide
- Monitor progress with *My DCA* & *My Leaderboard*:
 - Opponent-specific performance tracking
 - Comprehensive statistical reporting



© DartConnect LLC
www.DartConnect.com

Start Your Training Today!



Score.



Track.



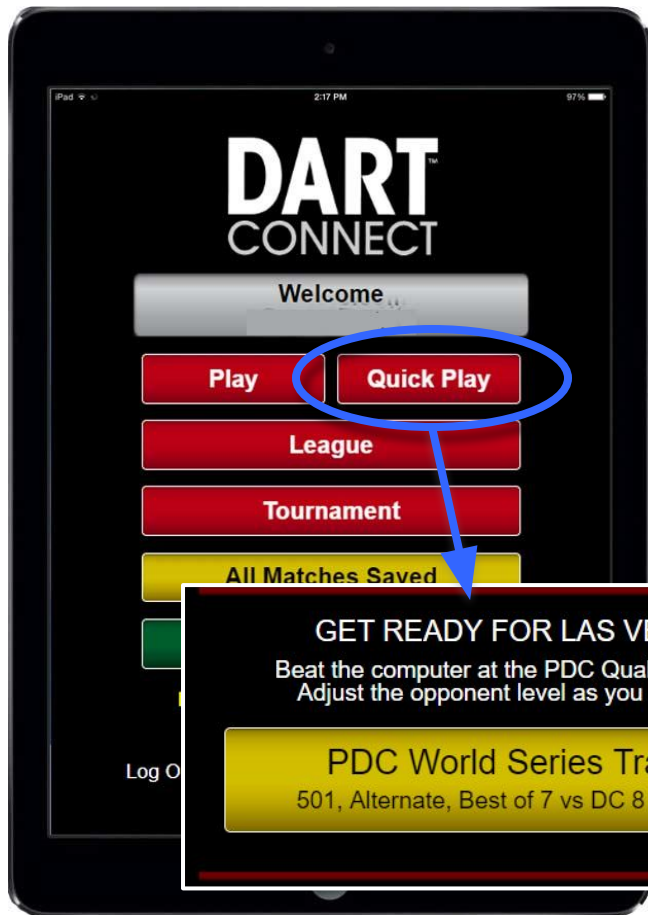
Connect

US Darts Masters Training Guide

Quick Play: PDC World Series Trainer



Select DartConnect Level		
ppr: 31	Level 1	mpr: 0.8
ppr: 36	Level 2	mpr: 1.0
ppr: 41	Level 3	mpr: 1.3
ppr: 44	Level 4	mpr: 1.5
ppr: 49	Level 5	mpr: 1.8
ppr: 55	Level 6	mpr: 2.2
ppr: 60	Level 7	mpr: 2.5
ppr: 64	Level 8	mpr: 2.8
ppr: 71	Level 9	mpr: 3.3
ppr: 81	Level 10	mpr: 3.8
ppr: 91	Level 11	mpr: 4.4
ppr: 100	Level 12	mpr: 4.9
Adaptive Play No Delay		
Auto Alt Start No Recap Email		
Continue		



Play the actual format of the PDC Qualifiers and simulate the real competition.

501 - Alternate Start - Best of 7 Legs

Practice with a partner or vs DartConnect's computer opponent (default level 8 = 64 PPR)

PRO TIP To Change Opponent or Level:

Tap "vs DartConnect" on Opponents Screen

vs DartConnect 8.0

Tap Once (to *Unselect* vs DC):

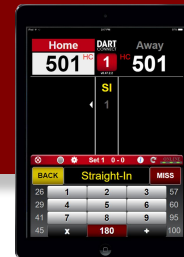
You can now select a player from your library instead

Tap Again (to *Select* vs DC):

Choose a different Computer Opponent level

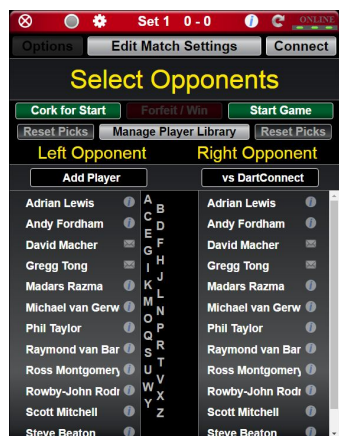


US Darts Masters Training Guide



I. Practice vs Live Opponents

Playing a live opponent is the best way to prepare you for real competition, but can also be the hardest to arrange consistently. Take advantage of this time when you can.



What makes a good practice partner?

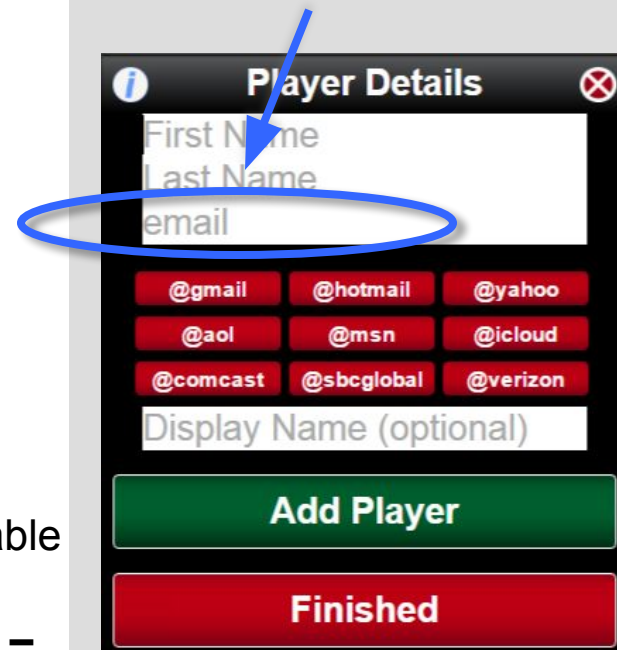
- Similar or better skill level than yourself
- Shares your goals for improvement and is training for the same competitions
- Available regularly at a set time

Scrimmage and Spar like it's the real thing...

- Simulate a competition environment, don't be too comfortable and try to play in public venues with noise & distractions
- Play the match format you are practicing for – **see Sec. IV –**

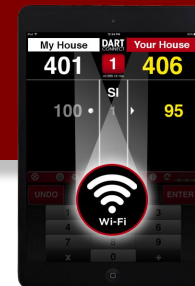
Programming Match Formats

Make sure opponent's email matches their DartConnect Membership Account for stat recording & *My Leaderboard*





US Darts Masters Training Guide



II. Practice vs Online Opponents

When your Live Opponent is too far away or can't leave their home, **Competing Online** is the next best thing.

See Next Page for Online Match Setup Instructions

Online Play Tips:

- Focusing on the game can make you forget you are playing online
- If not using a webcam, use a speakerphone so you can talk if necessary
- You can still play simulated competition formats – **see Sec. IV – Programming Match Formats**

Why is a webcam optional?

- For practice you should not be concerned with cheating, otherwise consider finding a more trustworthy opponent
- No camera means less technical know-how required and much less chance of bandwidth related problems

Make sure you add online opponent to your player library with their DartConnect Membership email for stat recording & *My Leaderboard*

Player Details

First Name
Last Name
email

@gmail @hotmail @yahoo
@aol @msn @icloud
@comcast @sbcglobal @verizon

Display Name (optional)

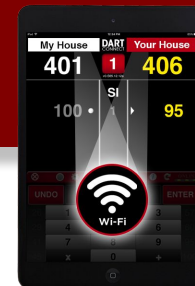
Add Player

Finished



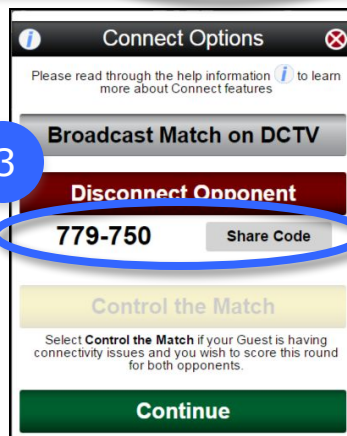
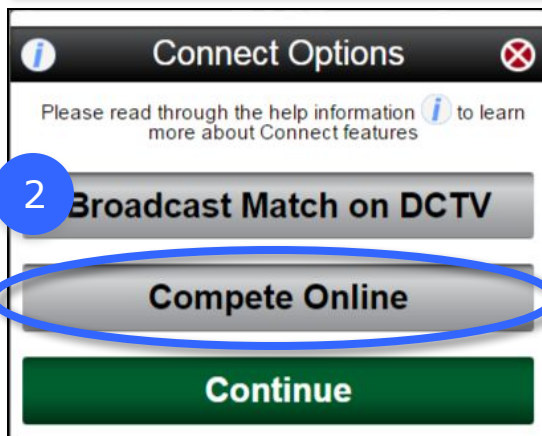
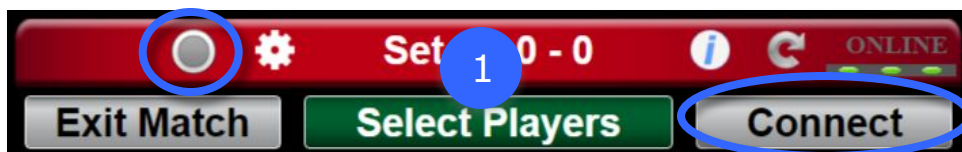



US Darts Masters Training Guide



II. How To Set up an Online Match

1. Tap the **gray circle** (the online indicator) or **Connect Button**
2. Select **"Compete Online"**



 DartConnect Match Finder

Join the Facebook group "[DartConnect Match Finder](#)" Join the Facebook group "DartConnect Match Finder" for finding online opponents or have your friends [create a free guest account](#) to download the app for online "guest" play.

3. Share the **Connect Code** with opponent.

4. Opponent selects **"Guest Connect"** from the Welcome Screen

5. Enter the **Connect Code** to join the match.

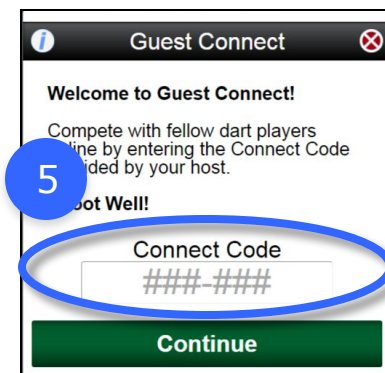
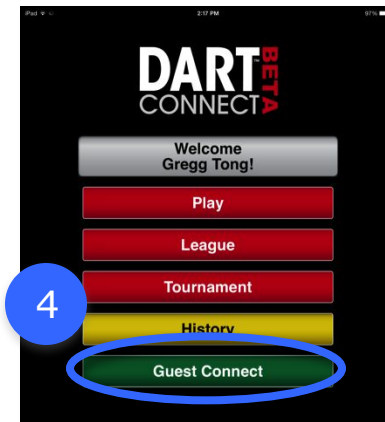
Devices are now connected.

6. **Host** selects players and sets up the match.

Each side enters their own score.

Optional: Communicate via speakerphone or add a webcam with Skype or other service.

Note: Online opponent does not need to be a Premium member and can register a free DartConnect guest account to play online with Premium Members.





US Darts Masters Training Guide

Select DartConnect Level		
ppr: 31	Level 1	mpr: 0.8
ppr: 36	Level 2	mpr: 1.0
ppr: 41	Level 3	mpr: 1.3
ppr: 44	Level 4	mpr: 1.5
ppr: 49	Level 5	mpr: 1.8
ppr: 55	Level 6	mpr: 2.2
ppr: 60	Level 7	mpr: 2.5
ppr: 64	Level 8	mpr: 2.8
ppr: 71	Level 9	mpr: 3.3
ppr: 81	Level 10	mpr: 3.9
ppr: 91	Level 11	mpr: 4.4
ppr: 100	Level 12	mpr: 4.9
Adaptive Play		No Delay
Auto Alt Start		No Recap Email
Continue		

III. Practice vs DartConnect's AI Opponent

No humans to play? *DartConnect* has you covered.

See Next Page for “vs DartConnect” Setup Instructions

Computer Opponent Tips:

- Choose a starting skill level that is slightly above your own
- Increase the opponent level over time and challenge yourself to reach higher performance
- Use “No Delay” to speed up practice sessions, but leave delay on to simulate a more realistic pace of play
- Occasionally play vs Level 11 or 12 to stretch yourself and simulate playing a top professional
- Once in the “flow” of the game, you may even forget you are playing vs a computer
- Use “Random” start to simulate the Shoot for Bull

Select DartConnect Level		
ppr: 31	Level 1	mpr: 0.8
ppr: 36	Level 2	mpr: 1.0
ppr: 41	Level 3	mpr: 1.3
ppr: 44	Level 4	mpr: 1.5
ppr: 49	Level 5	mpr: 1.8
ppr: 55	Level 6	mpr: 2.2
ppr: 60	Level 7	mpr: 2.5
ppr: 64	Level 8	mpr: 2.8
ppr: 71	Level 9	mpr: 3.3
ppr: 81	Level 10	mpr: 3.9
ppr: 91	Level 11	mpr: 4.4
ppr: 100	Level 12	mpr: 4.9
Adaptive Play		No Delay
Auto Alt Start		No Recap Email
Continue		

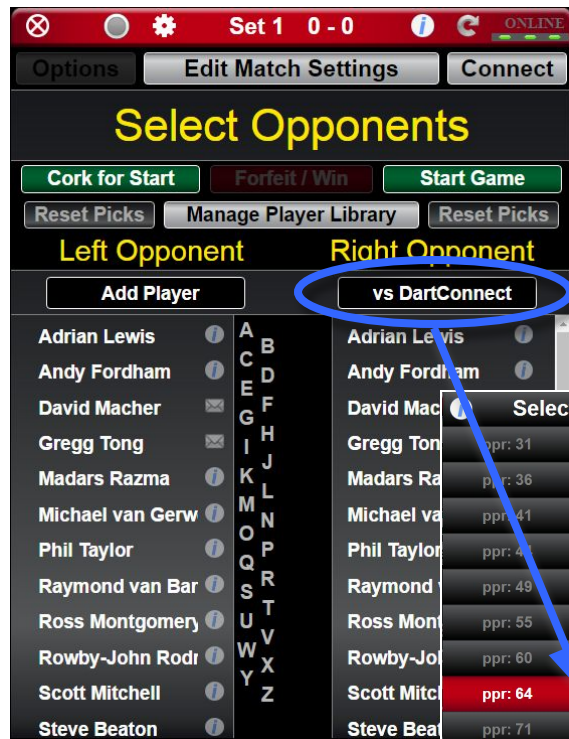




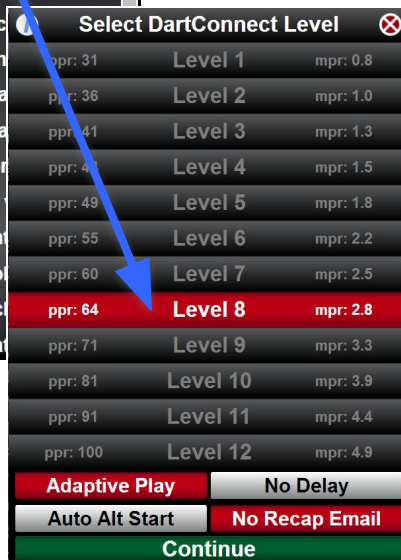
US Darts Masters Training Guide

Select DartConnect Level		
ppr: 31	Level 1	mpr: 0.8
ppr: 36	Level 2	mpr: 1.0
ppr: 41	Level 3	mpr: 1.3
ppr: 44	Level 4	mpr: 1.5
ppr: 49	Level 5	mpr: 1.8
ppr: 55	Level 6	mpr: 2.2
ppr: 60	Level 7	mpr: 2.5
ppr: 64	Level 8	mpr: 2.8
ppr: 71	Level 9	mpr: 3.3
ppr: 81	Level 10	mpr: 3.9
ppr: 91	Level 11	mpr: 4.4
ppr: 100	Level 12	mpr: 4.9
Adaptive Play No Delay		
Auto Alt Start No Recap Email		
Continue		

III. How to Play vs DartConnect



Select
"vs DartConnect"
from the
Opponent Screen



Competing Against DartConnect

Select DartConnect Level

When competing against DartConnect, select the level of difficulty using the corresponding three-dart average as a guide. Once a match has been initiated, you can adjust the difficulty by tapping the opponent name ("DC 5.0") in the header.

Adaptive Play Option

This allows DartConnect to adjust its level of difficulty between games, adapting to your level of play. DartConnect will index in small increments until it finds equilibrium with your current proficiency.

No Delay Option

DartConnect was designed to simulate real match play, allowing the player to return to the throw line and "watch" DartConnect's turn. If you want to speed up game play, select this option. Note: Players will lose their "grace period" for correcting miss-keys, requiring them to edit prior turns AFTER DartConnect finishes.

Auto Alt Start Option

This allows DartConnect to automatically start the next game, without any input from the player. The match will stop at the end of each set, with Auto Start resuming with the next.

No Recap Email Option

Prevents the match recap from being delivered via email. The recap is still available in the members match log.





IV. Programming Match Formats (using “Edit Match Settings”)

DartConnect’s Match Settings can replicate many different competition formats

The screenshot shows the 'Match Settings' screen with four numbered sections. Arrows point from the following text blocks to specific options in these sections:

- Section 1: Select Set Format (optional)**
 - Arrow points to the 'Play All Sets' button.
- Section 2: Select Legs Format**
 - Arrow points to the 'Select Number of Legs Before Each Set' button.
- Section 3: Select Game Type**
 - Arrow points to the 'Once Per Match' button.
- Section 4: Select Player Start Format**
 - Arrow points to the 'Show All Starting Options' button.

At the bottom of the screen are two large buttons: 'Continue' (green) and 'Reset' (red).

Play a single set or multiple sets. Play every set or “best of” a certain # of sets

Make each set “best of” a certain # of legs or play every leg to simulate Round Robin Play

Play the same game the entire set or match or switch games between legs or sets
(e.g. Use “Once Per Match” if playing all 501)

Choose from multiple ways to determine starting player, including alternating or cork

Continue reading to see Match Format Templates





US Darts Masters Training Guide

Template: World Series Qualifier Format



Best of 1 Set, Best of 7 Legs*, Alternate Start, Cork First Match Leg

"Best of" 1 Set

Each set will be "Best Of" 7 legs

Select game type only once at the start of the match

System will automatically keep track of which player's turn it is.

* # of legs may change based on number of players but will be minimum Best of 7

Copy these settings into the app





US Darts Masters Training Guide



Template: World Championship Format

Best of 5 Sets, Each Set Best of 5 Legs, Alternate Start, Cork First Match Leg

Match Settings

1. Select Set Format (optional)

"Best Of" **Play All Sets**

2. Select Legs Format

"Best Of" **Play Every Leg**

Select Number of Legs Before Each Set **Same Number of Legs For All Sets**

3. Select Game Type

Every Leg Once Per Set **Once Per Match**

4. Select Player Start Format

Alternate

Random Match Start **Cork First Match Leg** Cork Last Match Leg

Continue

Reset

"Best of" 5 Sets

Each set will be "Best Of" 5 legs and each set is the same # of legs.

Select game type only once at the start of the match

System will automatically keep track of which player's turn it is.

Match Settings

• Best of 5 Sets
• Alternate
• Cork First Match Leg

Change Match Settings

Best of	First to
1 Leg	1 Wins
3 Legs	2 Wins
5 Legs	3 Wins
7 Legs	4 Wins
Other	

Continue

Copy these settings into the app





US Darts Masters Training Guide



Template: U.S. Darts Masters Format

Best of 1 Set, Best of # Legs (Progressive), Alternate Start, Cork First Match Leg

Match Settings

1. Select Set Format (optional)

"Best Of" **Play All Sets**

2. Select Legs Format

"Best Of" **Play Every Leg**

Select Number of Legs Before Each Set **Same Number of Legs For All Sets**

3. Select Game Type

Every Leg ☐ Once Per Set ☐ **Once Per Match**

4. Select Player Start Format

Alternate

Random Match Start **Cork First Match Leg** Cork Last Match Leg

Continue

Reset

"Best of" 1 Set

Each set will be "Best Of",
Enter # legs

Select game type only once
at the start of the match

System will automatically
keep track of which
player's turn it is.

Match Settings

• Best of 1 Sets Set 1

• Alternate

• Cork First Match Leg

Change Match Settings

Best of

Enter Legs for this Set

Continue

Other

Skip

Opening Rounds: Best of 11
Qtr-Finals: Best of 19
Semi-Finals: Best of 21
Finals: Best of 21

Copy these settings into the app





Measure Your Progress

What's your DCA?



Click here to find out

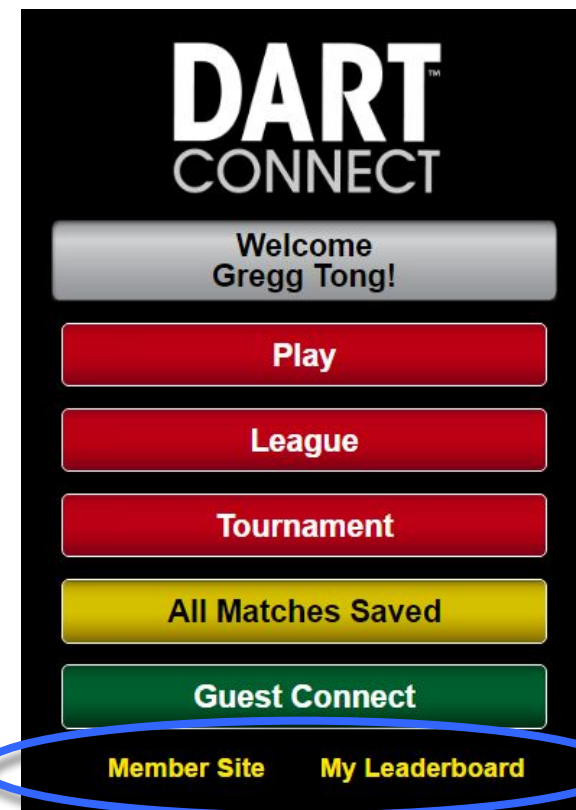
[My Leaderboard](#)

MyDCA

- Shows your 3-month Rolling Average
- See your MyDCA “Baseball Card” for visual snapshot of your trending data (see next page)
- Available on the Member's Site and a link inside the app

My Leaderboard

- Opponent-specific historical performance record
- A “personal” version of our tournament and league leaderboards – exclusive Premium Member Benefit
- A wealth of information at your fingertips – drill down on how you play against specific players



Access MyDCA and My Leaderboard from inside the App



Score.



Track.



Connect



Measure Your Progress

What's your DCA?

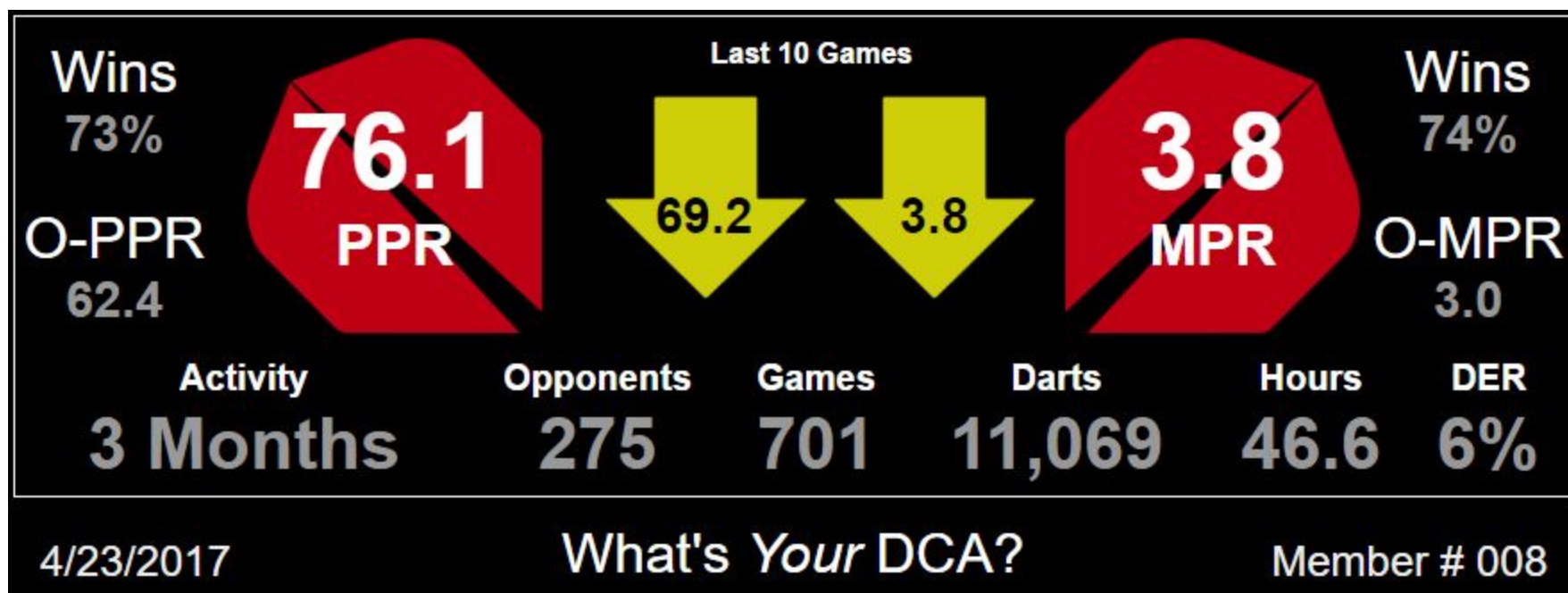


Click here to find out

[My Leaderboard](#)

MyDCA "Baseball Card"

A visual snapshot of your 3-month rolling averages, activity and performance trends.



Access your personal baseball card on the member's website – see link inside the app





Measure Your Progress

What's your DCA?



Click here to find out

[My Leaderboard](#)

My Leaderboard – Exclusive Premium Member Benefit

An historical record of your opponents and your performance against them individually

All Darts : All 01

Activity Type ▼

Game Type ▼

Filters

216 Opponent's PPR vs. Tom: 65.0						Tom's PPR vs 216 Opponents: 74.4						
216	Opponents	O-PPR	Fir9	AFin	O-DCA	PPR	Fir9	AFin	MC	Legs	LW%	HLC
✓	Anderson, Bill	54.0	58.9	-	66.4	76.1	79.4	67.0	2	5	80%	-
✓	Avery, Brad	55.2	55.2	-	41.1	77.3	84.5	40.0	1	2	100%	-
✓	Barlow, Jayson	66.0	83.0	16.0	73.5	58.5	72.3	-	1	1	0%	-
✓	Barry, Avery	75.0	77.5	-	67.9	89.2	98.2	42.0	2	4	100%	-
✓	Bernard, Ray	52.3	43.8	47.0	46.3	75.0	89.1	42.0	1	3	67%	-

See next page for detailed explanation of statistics and how to read the leaderboard





Measure Your Progress

What's your DCA?



Click here to find out

[My Leaderboard](#)

My Leaderboard

See the leaderboard footer for detailed explanation of each statistic and their meaning.

Your Opponents

Tap player column header to sort players alphabetically and then select checkmarks to mark your favorite players. Use the "Group" button to create your own leaderboard.

3 Dart Avg (PPR)

Points Per Round defines a player's '01 three-dart average. This is the most accurate measure of a player's overall ability.

A player's shooting consistency is determined by the First Nine Darts thrown in '01 competition. Average Finish determines a player's shooting accuracy, by averaging their '01 double-out scores.

Opp Avg vs You

O-PPR: 3 Dart Avg

Fir9: First 9 Darts

AFin: Avg finish

O-DCA: 3 Dart Avg Against All Players

Opponent's 3 Dart Avg

The opponent's PPR reflects how well each player competes with the member. The opponent's DartConnect Average (DCA) is how well they play against ALL players, including non-members.

Your Avg vs Opp

PPR: 3 Dart Avg

Fir9: Avg of First 9 Darts

AFin: Avg Finish

3 Dart Avg

The member's PPR reflects how well they compete with each opponent. The member's DartConnect Average (DCA) is how well they compete with all opponents listed in the leaderboard, including non-members. This can be found in the section header and the "red row" when sorting by member PPR.

Your Record

MC: Match Count

Legs: Legs Played

LW%: Leg Win Percentage

HLC: Number of Legs Handicapped

Record

Win/Loss records can be misleading. The opponent's three-dart average (O-3DA) is the collective average of all opponents faced by this player during the season/event. Use this to benchmark winning percentages.

If the opponents have played any handicapped legs, they will noted in the HLC column.

Access My Leaderboard on the member's website – see link inside the app






Score. Track. Connect.

Learn more at www.DartConnect.com



Watch LIVE League & Tournament Matches or Broadcast Your Own

What's Your DCA?



Measure and Analyze Your Performance & Progress



Event Services & Tournament Management Software

My Leaderboard

Tournaments: Singles 501 SDO

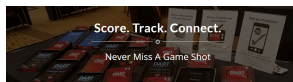
Rank	Opponents	O-PPR	PPR	DER	O-DCA	MPR
1	17	107.4	107.4	107.4	107.4	107.4
2	17	107.4	107.4	107.4	107.4	107.4
3	17	107.4	107.4	107.4	107.4	107.4
4	17	107.4	107.4	107.4	107.4	107.4
5	17	107.4	107.4	107.4	107.4	107.4
6	17	107.4	107.4	107.4	107.4	107.4
7	17	107.4	107.4	107.4	107.4	107.4
8	17	107.4	107.4	107.4	107.4	107.4
9	17	107.4	107.4	107.4	107.4	107.4

Tournaments: Singles 501 SDO: 12 Months


Keep tabs on Friends & Rivals with opponent-specific stats



League Services



DartConnect Blog for News and Updates from the World of Darts



Match Summary

PDC 2016 North America Main Event

Date: Sun, 8-21-16 Game Time: 0:28 Matches: 1
Start: 6:25 PM Match Length: 0:29 Games: 9
End: 6:54 PM DER: 98%

Select Report: Summary Game Detail > Player Performance > Match Counts > My DCA >

Opponents	Match	Score	Sets	Games	Points	Darts	PPR	MPR
Snook	0	3	9	4,509	160	84.5	14.2	14.2
Young	0	3	9	3,849	156	74.0	-	-
All Games Played (ACP)	0/9	3	9	8,358	316	79.3	-	-

Official DartConnect Tablet Holders Available from A-Zdarts.com

Rank	Opponents	O-PPR	PPR	DER	O-DCA	MPR
1.1	79.1	0	501	40	76.8	19
1.2	88.4	0	501	35	77.7	17
1.3	71.6	0	501	90	68.5	21
2.1	88.4	0	501	40	76.8	17
2.2	93.9	0	501	93	81.6	16
2.3	88.4	0	501	10	81.8	17
3.1	93.9	0	501	301	40.0	16
3.2	88.4	0	501	4	82.8	17

Comprehensive and detailed match reports



© DartConnect LLC
www.DartConnect.com

